


# CURRENT-CARRYING SUSPENSIONS

Current-carrying cable systems for the suspension of luminaires, lightboxes, displays and other objects



REUTLINGER<sup>®</sup>  
systematic suspension

# GOODBYE TO CUMBERSOME POWER CABLES

The power supply of suspended luminaires, displays, lightboxes and other electrified objects is usually ensured by separate power cables. However, these extra cables often interfere with the aesthetic appearance of the suspended items, thus detracting greatly from their visual appeal.

Current-carrying suspension systems by REUTLINGER are designed to restore the aesthetic balance so that the suspended objects become again what they are supposed to be: the shining stars in the limelight.

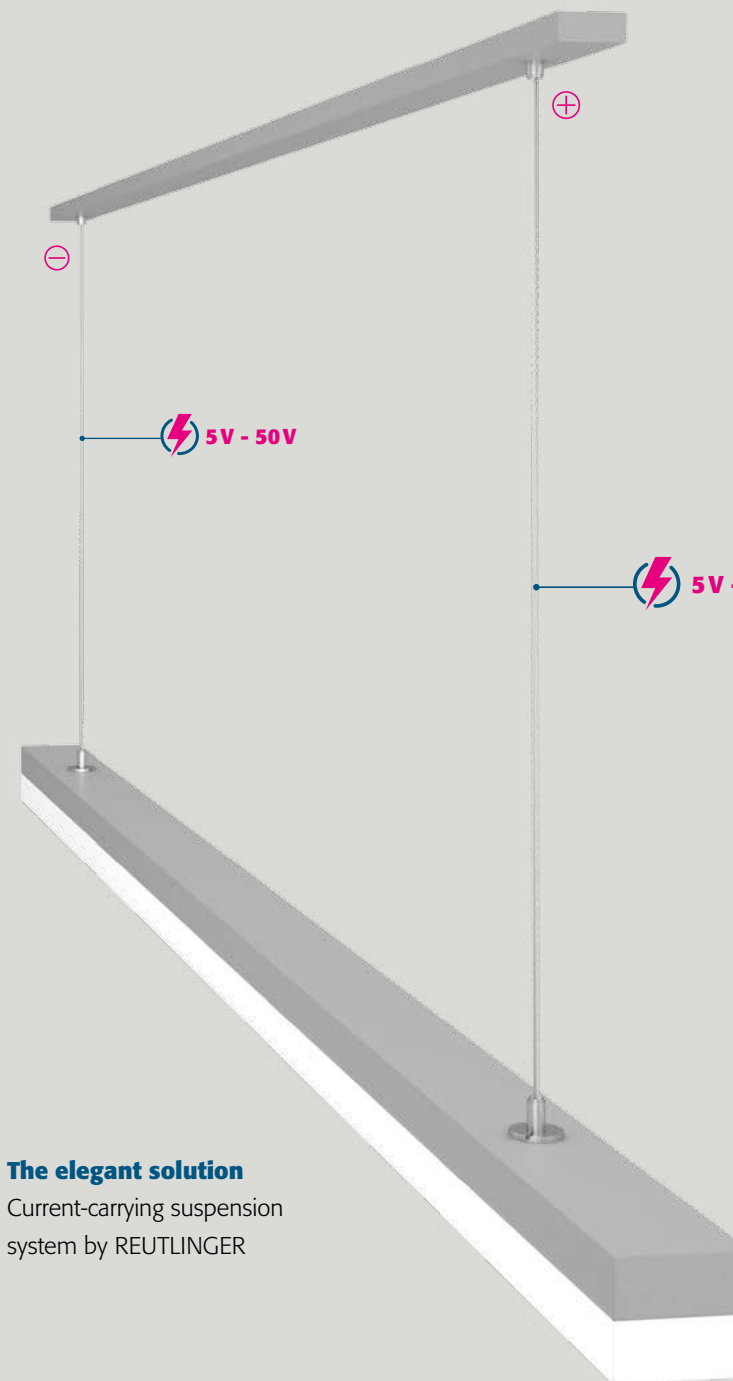
**i** **Maximum  
50 Volt !**

The REUTLINGER suspension systems shown here can be used **with voltages ranging from 5 to 50 V.**



## The standard solution

Suspension with a separate power cable



## The elegant solution

Current-carrying suspension system by REUTLINGER

# CURRENT-CARRYING AND HEIGHT-ADJUSTABLE SUSPENSION SYSTEM FOR LUMINAIRES AND OTHER OBJECTS

Current-carrying, continuously adjustable suspension systems are available in two different designs:

## Configuration 1 –

### The flexible solution

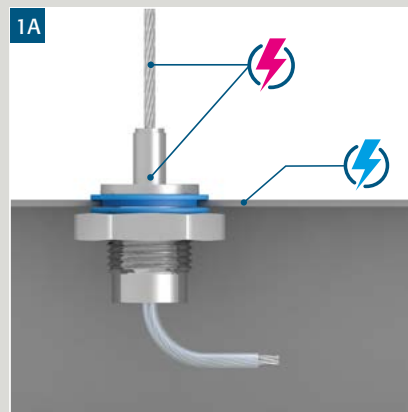
Non-coated special wire rope installed in combination with standard cable holders by REUTLINGER. This solution is flexible because it can be implemented using almost any REUTLINGER cable holder.

## Configuration 2 –

### The fast solution

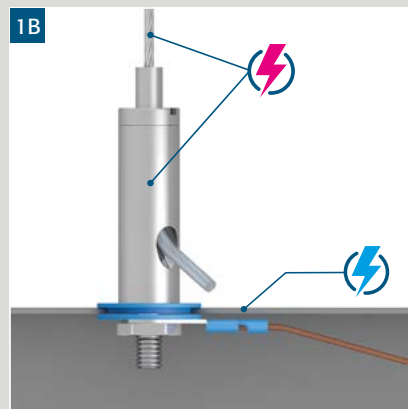
Coated cable installed in combination with insulating holders or with a plastic strain relief. This solution is fast because it allows installation to be done in a breeze.

## Configuration 1 - Non-coated cable



Continuously height-adjustable cable holder with central cable exit

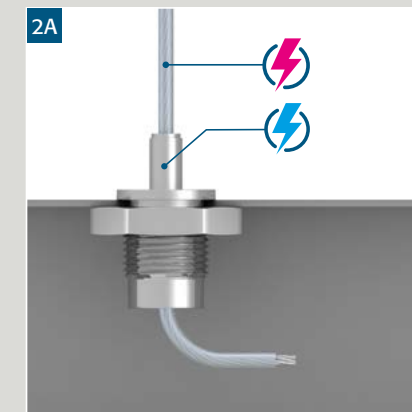
Both the cable holder and the cable carry current. The connection between the cable holder and the object as well as the cable end inside the object must be insulated.



Continuously height-adjustable cable holder with lateral cable exit

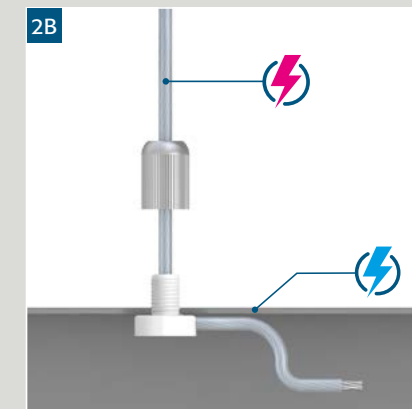
The current is transmitted to the power cable via the connection thread of the cable holder. The connection between the cable holder and the object as well as the laterally exiting cable end must be insulated.

## Configuration 2 – Coated cable



Continuously height-adjustable insulating holder with central cable exit

The cable holder does not carry current; therefore, insulation of the cable portion between the holder and the object is not necessary. The current is transmitted to the object via the insulated cable.



Plastic strain relief

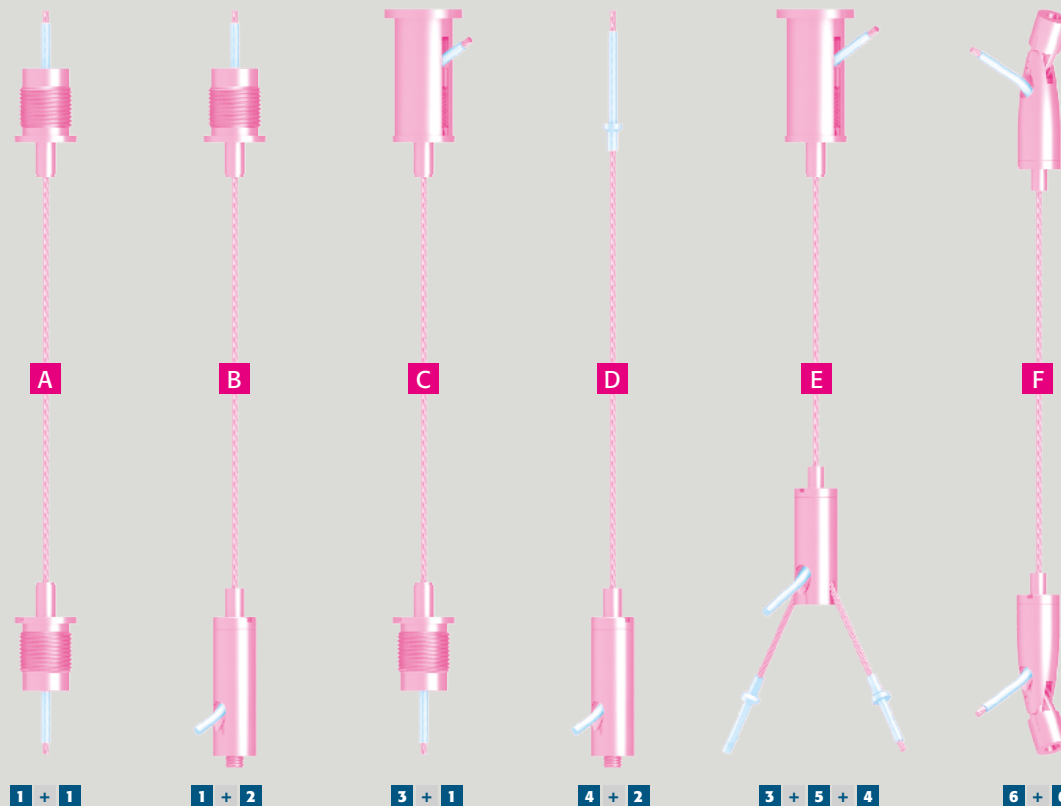
The smart alternative for fixing the suspended object at the desired height. Available in three versions for wire rope of  $\varnothing$  1.35 mm to 2.6 mm.

# CONFIGURATION 1 – CURRENT-CARRYING CABLE HOLDERS

## COMBINED WITH NON-COATED CABLES

This current-carrying suspension variant, which is comprised of non-insulated cables (cf. page 6) and standard cable holders, enables high safe working loads (SWL).

The graceful appearance of non-coated cables in tandem with the unobtrusive design of REUTLINGER cable holders lends lightness to the suspension as such whilst giving the appropriate dignity to the suspended object.



- 1 Cable holder designed with an external thread and a collar – central cable exit at the bottom
- 2 Cable holder designed with an internal thread and a set screw – lateral cable exit
- 3 Combination comprised of a ceiling attachment designed with a lateral slit and of a cable holder designed with an external thread and a collar – central cable exit at the bottom
- 4 Coated, pressed-on T-nipples
- 5 Y-type cable holder with lateral cable exit and cross cable
- 6 Hinged cable holder with lateral cable exit (e.g. for the suspension of objects supported by slanted cables)

■ Current-carrying system components

■ Insulated, non-current-carrying system components

### Select and combine – the pleasure is yours!

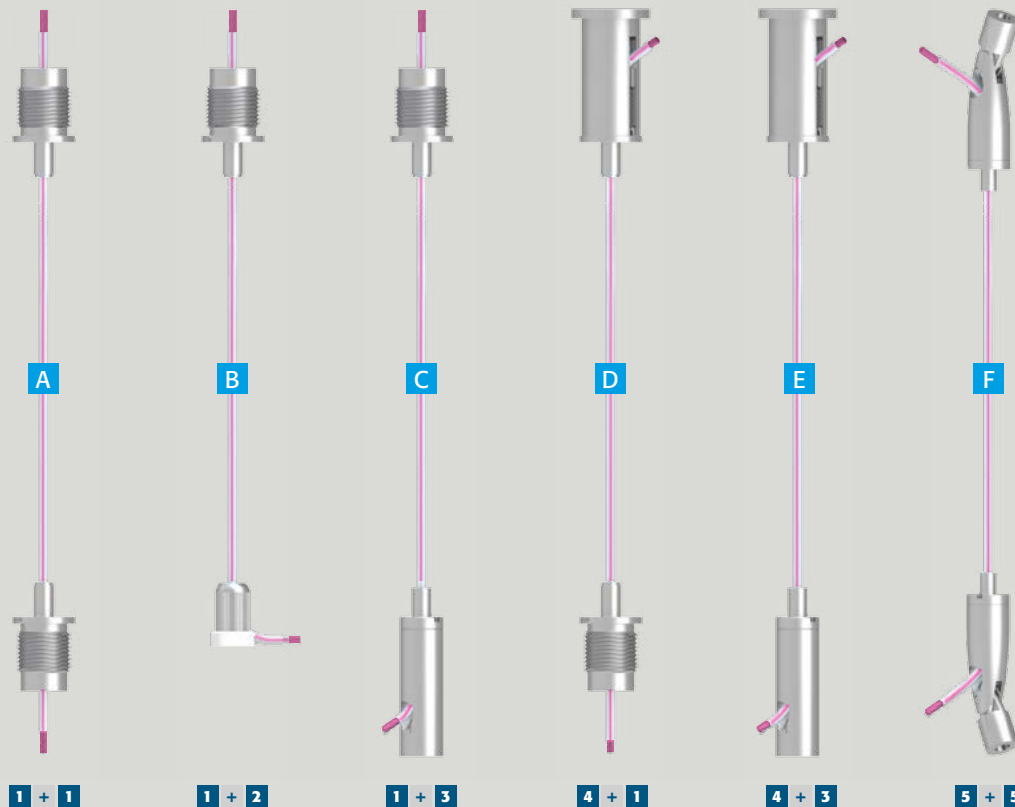
The combinations shown on this page, which are comprised of a ceiling attachment and an object/cable-end coupling element, are merely a few examples of countless options. Since **any REUTLINGER cable holder** can be used to create this type of suspension, you can rest assured that we will find just the right combination for the suspension of your object. Please do not hesitate to ask us for expert advice!

**Power  
simulation OFF**

# CONFIGURATION 2 – INSULATING CABLE HOLDERS COMBINED WITH COATED CABLES

These suspension systems, which are comprised of non-current-carrying cable holders (insulating cable holders) and a coated cable (cf. page 6) are easy and fast to install.

While the cable sheath provides a high degree of protection, it however also reduces the safe working load (SWL) of the system.



- 1** Insulating cable holder designed with an external thread and a collar – central cable exit at the bottom
  - 2** Strain relief made of plastic with galvanised cap nut
  - 3** Insulating cable holder designed with an internal thread – lateral cable exit
  - 4** Combination comprised of a ceiling attachment designed with a lateral slit and of an insulating cable holder designed with an external thread and a collar – central cable exit at the bottom
  - 5** Hinged insulating cable holder with lateral cable exit (e.g. for the suspension of objects supported by slanted cables)
- Insulated, non-current-carrying system components  
 Current-carrying system components

## Select and combine – the pleasure is yours!

The combinations shown on this page, which are comprised of a ceiling attachment and an object/cable-end coupling element, are merely a few examples of countless options. Since **many of the cable holders made by REUTLINGER are also available as insulating holders**, we will find just the right combination for the suspension of your object.

**Power  
simulation OFF**

# OPTIMUM CABLE SELECTION – OPTIMUM POWER SUPPLY

REUTLINGER supplies just the right type of cable for each of the two current-carrying suspension variants.

## Steel cables <sup>1)</sup>

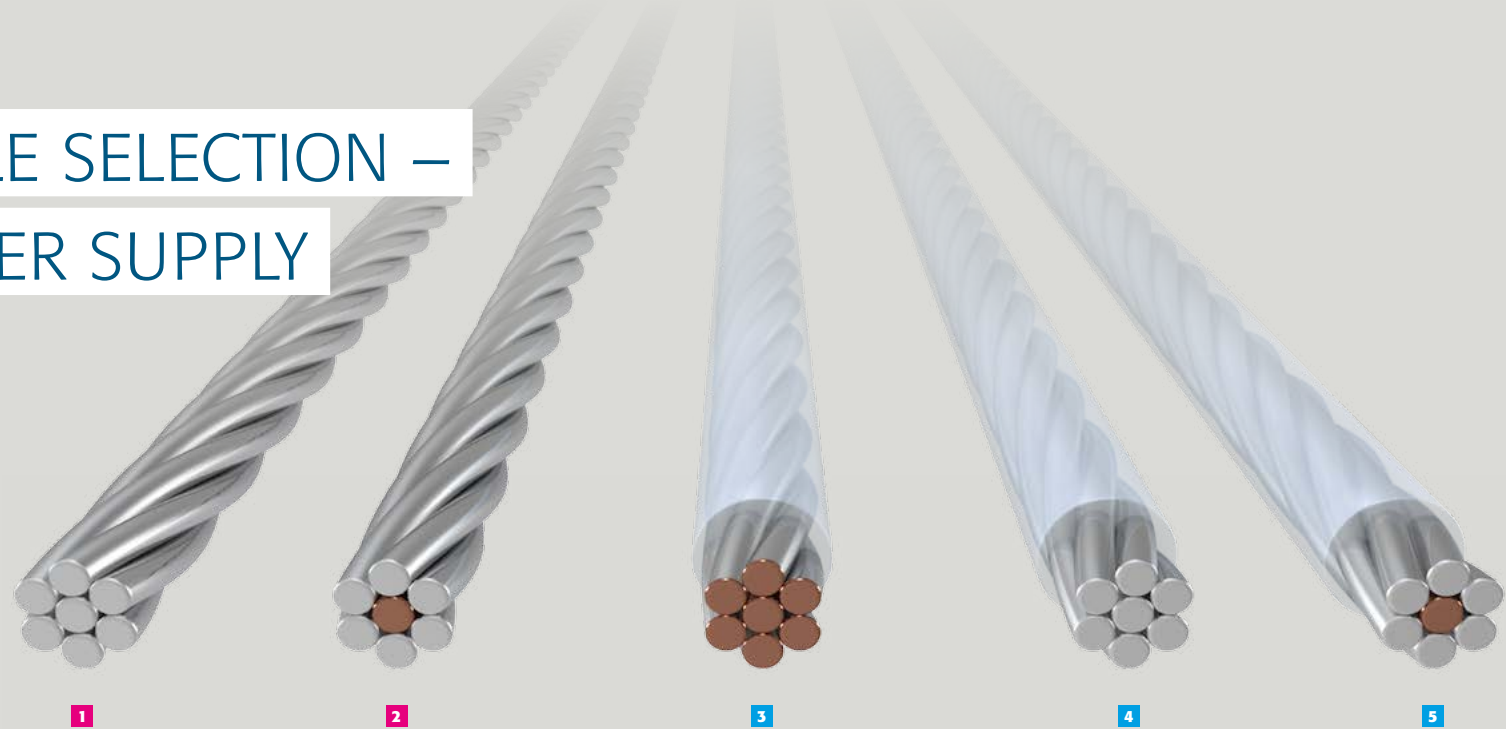
Non-coated steel cables – high load capacity/ limited conductivity

## ROPE <sup>1)</sup>

Special cable with a copper wire core – high conductivity/load capacity similar to steel cables

## Coated cables

Steel and copper cables protected by a PA or FEP coating – highest conductivity/limited load capacity



| Configuration 1<br>Current-carrying holders  |   | Configuration                     | Configuration 2<br>Insulating holders  |  |   |
|--|---|-----------------------------------|--|--|---|
| <b>1</b> Galvanised steel cable  | <b>2</b> Galvanised special cable <b>ROPE</b> | Type of rope                      | <b>3</b> Coated, galvanised copper cable   | <b>4</b> Coated, galvanised steel cable            | <b>5</b> Coated special cable <b>ROPE</b> |
| Standard cable holder <sup>1)</sup>  | Standard cable holder <sup>1)</sup>           | can be installed with holder type | Insulating holder  | Insulating holder                                  | Insulating holder                         |
|  |   | Coating                           | FEP  | PA   | PA  |
| ø 0.81 - 3.00 mm   | ø 1.00 mm                                     | Available in <sup>3)</sup>        | A <sub>Cu</sub> 0.50 mm <sup>2</sup> /ø 1.35 mm<br>A <sub>Cu</sub> 0.75 mm <sup>2</sup> /ø 1.55 mm<br>A <sub>Cu</sub> 1.00 mm <sup>2</sup> /ø 1.90 mm<br>A <sub>Cu</sub> 1.50 mm <sup>2</sup> /ø 2.10 mm | ø 0.80/1.20 mm<br>ø 1.00/1.40 mm<br>ø 1.50/1.80 mm | ø 1.40 mm                                 |
| See <a href="http://www.reutlinger.de/en/download-2/working-load">www.reutlinger.de/en/download-2/working-load</a> |   | Load capacity                     | See <a href="http://www.reutlinger.de/en/download-2/working-load">www.reutlinger.de/en/download-2/working-load</a>   |  |   |


1) Cable holders are under voltage while in use 2) taking account of an appropriate voltage drop 3) ø values for coated cables incl. sheathing

# GET TO KNOW AND TEST THEM NOW –

# OUR USEFUL SAMPLE KITS ARE SURE TO THRILL YOU!

Please feel free to request any of our specially compiled sample kits to find out for yourself what REUTLINGER's high-quality current-carrying suspension systems can do for you!

The sample kits offered in this brochure can be ordered by email: [support@reutlinger.de](mailto:support@reutlinger.de)



### Sample Kit 1

#### RQPE + Current-Carrying Cable Gripper

- 1x Ceiling attachment M8x1 with slit and cable holder type 12 M8x1, A9
  - 1x Cable holder type 12 M8x1, A9
  - 1x Insulating Set (washer, collar washer)
  - 1x Hex-nut flat M8x1
  - 1x RQPE,  $\varnothing$  1.0 mm, length 1,000 mm
- Load capacity of kit: 9 kg  
Ser. No. 193.888.001

### Sample Kit 2

#### RQPE + Current-Carrying Cable Gripper

- 1x Insulated pressed-on T-nipple 02
  - 1x Cable holder type 12 ZW M4i with set screw M4x5
  - 1x RQPE,  $\varnothing$  1.0 mm, length 1,000 mm
- Load capacity of kit: 9 kg  
Ser. No. 193.888.002

### Sample Kit A

#### Coated Cable + Insulating Cable Gripper

- 1x Insulating cable holder type 18 ZW M8x7 with hex-nut M8 SW 13x4
  - 1x Insulating cable holder type 15 M6 x 10 with hex-nut M6 SW 10x3,2
  - 1x Coated, galvanised copper cable,  $A_{Cu}$  0.75 mm<sup>2</sup>,  $\varnothing$  1.55 mm, length 1,000 mm
- Load capacity of kit: 2.5 kg  
Ser. No. 193.888.016

### Sample Kit B

#### Coated Cable + Insulating Cable Gripper

- 1x Combination of ceiling attachment M10x1 M6i short and insulating cable holder type 18 ZW M10x1-6
  - 1x Plastic strain relief with nickel-plated cap nut
  - 1x Coated, galvanised copper cable,  $A_{Cu}$  0.75 mm<sup>2</sup>,  $\varnothing$  1.55 mm, length 1,000 mm
- Load capacity of kit: 3.0 kg  
Ser. No. 193.888.017



Have we gotten you interested?  
Do you have questions concerning  
technical details? Please give us a  
call!

### Reutlinger GmbH

Offenbacher Landstr. 190  
60599 Frankfurt  
Deutschland

Tel. +49 (0) 69 965228-0  
Fax +49 (0) 69 965228-30

E-Mail [info@reutlinger.de](mailto:info@reutlinger.de)  
Internet [www.reutlinger.de](http://www.reutlinger.de)

### Managing Director

Dipl.-Ing. Wolf Reutlinger

HRB Frankfurt 33321  
USt-ID DE 114 209 718

### Sales & Consultations Germany & Suisse

Andreas Mixa  
+49 (0) 69 965228-37  
[a.mixa@reutlinger.de](mailto:a.mixa@reutlinger.de)

Miriam Ansorg-Riedling  
+49 (0) 69 965228-70  
[m.riedling@reutlinger.de](mailto:m.riedling@reutlinger.de)

### Sales & Consultations International

Silvia Kopka  
+49 (0) 69 965228-12  
[s.kopka@reutlinger.de](mailto:s.kopka@reutlinger.de)

Stephanie Händler  
+49 (0) 69 965228-18  
[s.haendler@reutlinger.de](mailto:s.haendler@reutlinger.de)

Ana Maria Ruiz  
+49 (0) 69 965228-47  
[am.ruiz@reutlinger.de](mailto:am.ruiz@reutlinger.de)

Please request the following  
catalogues and folders:

#### Mini

Cable holders & Accessories  
Type 10, 12

#### Standard

Cable holders & Accessories  
Type 15, 18, 20

#### Heavy Duty

Cable holders & Accessories  
Type 25, 30, 50, 66, 80

#### Shop | Display

Presentation – and Shelving –  
Systems for Retail Applications

#### Gallery

Suspension Systems for Galleries  
and Exhibits

#### Cable Suspensions for Event Technology & Rigging

Cable holders & Accessories  
Type 50, 66, 80

REUTLINGER®  
systematic suspension

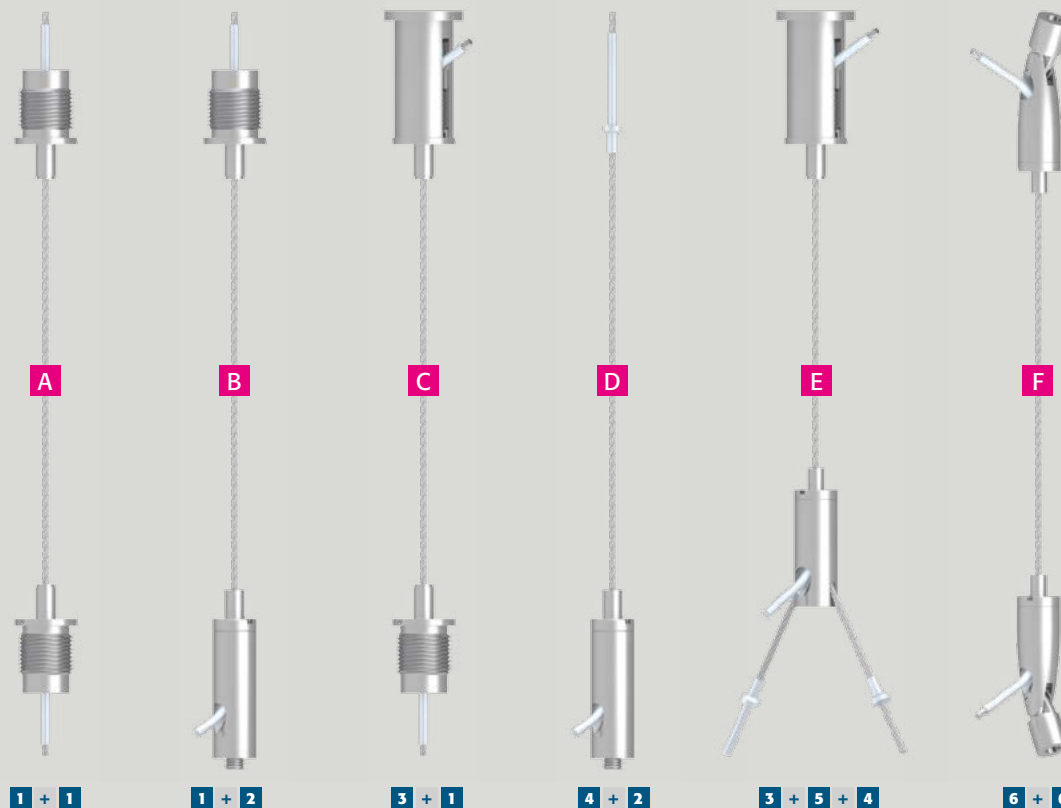


# CONFIGURATION 1 – CURRENT-CARRYING CABLE HOLDERS

## COMBINED WITH NON-COATED CABLES

This current-carrying suspension variant, which is comprised of non-insulated cables (cf. page 6) and standard cable holders, enables high safe working loads (SWL).

The graceful appearance of non-coated cables in tandem with the unobtrusive design of REUTLINGER cable holders lends lightness to the suspension as such whilst giving the appropriate dignity to the suspended object.



- 1 Cable holder designed with an external thread and a collar – central cable exit at the bottom
- 2 Cable holder designed with an internal thread and a set screw – lateral cable exit
- 3 Combination comprised of a ceiling attachment designed with a lateral slit and of a cable holder designed with an external thread and a collar – central cable exit at the bottom
- 4 Coated, pressed-on T-nipples
- 5 Y-type cable holder with lateral cable exit and cross cable
- 6 Hinged cable holder with lateral cable exit (e.g. for the suspension of objects supported by slanted cables)

1 Current-carrying system components

2 Insulated, non-current-carrying system components

### Select and combine – the pleasure is yours!


The combinations shown on this page, which are comprised of a ceiling attachment and an object/cable-end coupling element, are merely a few examples of countless options. Since **any REUTLINGER cable holder** can be used to create this type of suspension, you can rest assured that we will find just the right combination for the suspension of your object. Please do not hesitate to ask us for expert advice!



**Power  
simulation ON**

# CONFIGURATION 2 – INSULATING CABLE HOLDERS COMBINED WITH COATED CABLES

These suspension systems, which are comprised of non-current-carrying cable holders (insulating cable holders) and a coated cable (cf. page 6) are easy and fast to install.

While the cable sheath provides a high degree of protection, it however also reduces the safe working load (SWL) of the system.



- 1** Insulating cable holder designed with an external thread and a collar – central cable exit at the bottom
  - 2** Strain relief made of plastic with galvanised cap nut
  - 3** Insulating cable holder designed with an internal thread – lateral cable exit
  - 4** Combination comprised of a ceiling attachment designed with a lateral slit and of an insulating cable holder designed with an external thread and a collar – central cable exit at the bottom
  - 5** Hinged insulating cable holder with lateral cable exit (e.g. for the suspension of objects supported by slanted cables)
-  Insulated, non-current-carrying system components  
 Current-carrying system components

### Select and combine – the pleasure is yours!

The combinations shown on this page, which are comprised of a ceiling attachment and an object/cable-end coupling element, are merely a few examples of countless options. Since **many of the cable holders made by REUTLINGER are also available as insulating holders**, we will find just the right combination for the suspension of your object.

**Power  
simulation ON**